

Continental[®]

BATTERIES

DATA SHEET

36R-CS

PART # 36R-CS
 BCI 36
 VOLTAGE 12V
 Ah 63



PHYSICAL SPECIFICATIONS

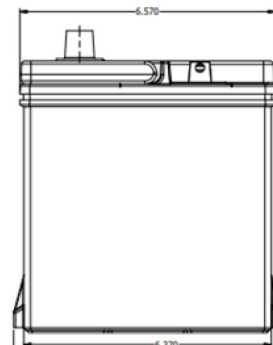
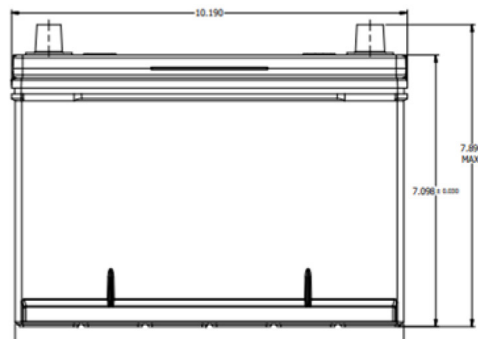
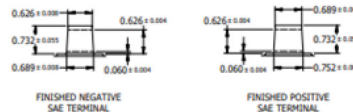
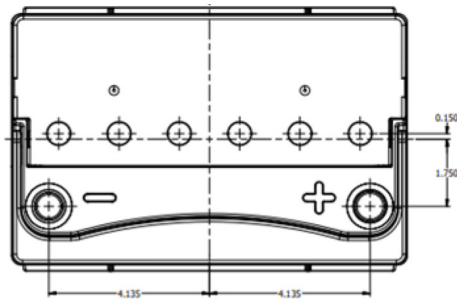
Battery Type	Weight	Dimensions (L x W x H)	Container Material	Cover Material	Separator Material	Handle Option
Flooded	36.42 lbs 16.5 kgs	10.19 x 6.9 x 7.89" 258.8 x 175.2 x 200.4 mm	Polypropylene	Polypropylene	Polyethylene	Yes

ELECTRICAL SPECIFICATIONS

Nominal Voltage	SAE CCA (-18°C/0°F)	SAE CA (0°C/32°F)	SAE RC (27°C/80°F)	Ref. Ah Capacity 20 Hr	Battery Terminal Type	Electrolyte Specific Gravity Range
12.6 V	650 A	810 A	120 Min	63 Ah	Top Post SAE Type A	1.270-1.300

MISC SPECIFICATIONS

Maximum Discharge Current	1000 A (5 sec)
Positive Grid Alloy	Lead Calcium Tin
Negative Grid Alloy	Lead Calcium
Terminal Polarity	- +



WWW.GOCBS.COM

