

# Continental<sup>®</sup> BATTERIES

DATA SHEET

**35-CS**

PART # 35-CS  
BCI 35  
VOLTAGE 12V  
Ah 54



## PHYSICAL SPECIFICATIONS


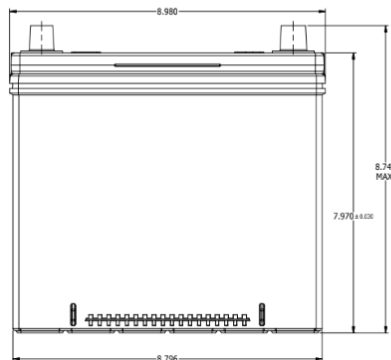
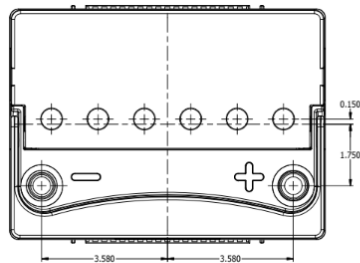
Battery Type	Weight	Dimensions (L x W x H)	Container Material	Cover Material	Separator Material	Handle Option
Flooded	32.38 lbs 14.7 kgs	8.98 x 6.77 x 8.75" 228.1 x 172 x 222.2 mm	Polypropylene	Polypropylene	Polyethylene	Yes

## ELECTRICAL SPECIFICATIONS

Nominal Voltage	SAE CCA (-18°C/0°F)	SAE CA (0°C/32°F)	SAE RC (27°C/80°F)	Ref. Ah Capacity 20 Hr	Battery Terminal Type	Electrolyte Specific Gravity Range
12.6 V	550 A	685 A	90 Min	54 Ah	Top Post SAE Type A	1.270-1.300

## MISC SPECIFICATIONS

Maximum Discharge Current	1000 A (5 sec)
Positive Grid Alloy	Lead Calcium Tin
Negative Grid Alloy	Lead Calcium
Terminal Polarity	- +



[WWW.GOCBS.COM](http://WWW.GOCBS.COM)

