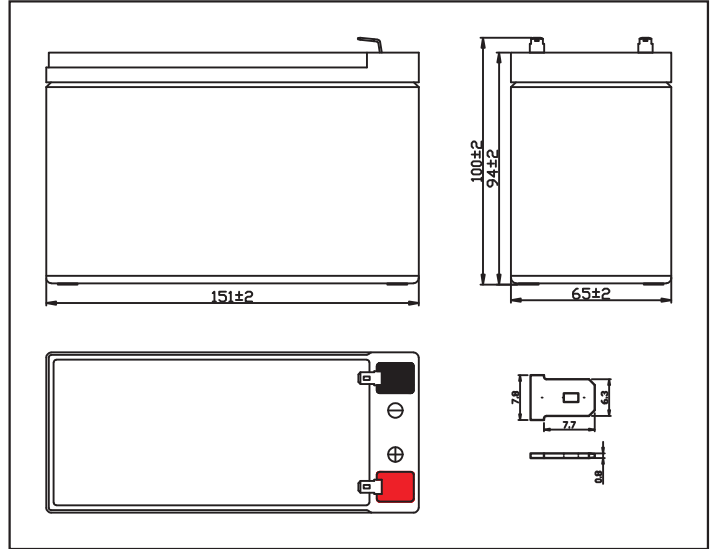


MODEL: CB1280-F2 12V8AH



Plane Chart:

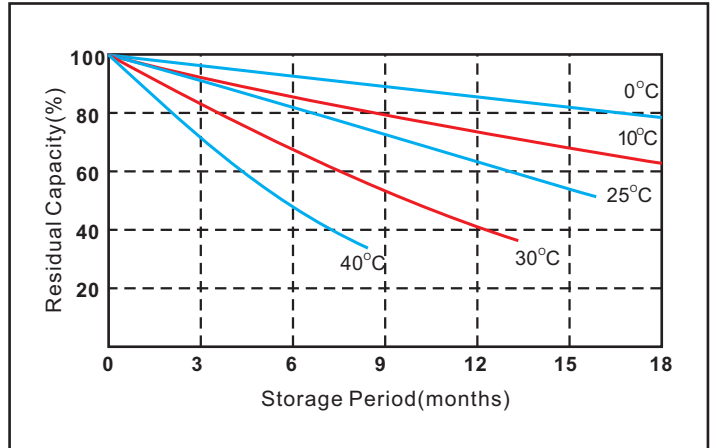
Unit:(mm) Terminal type:(F2)



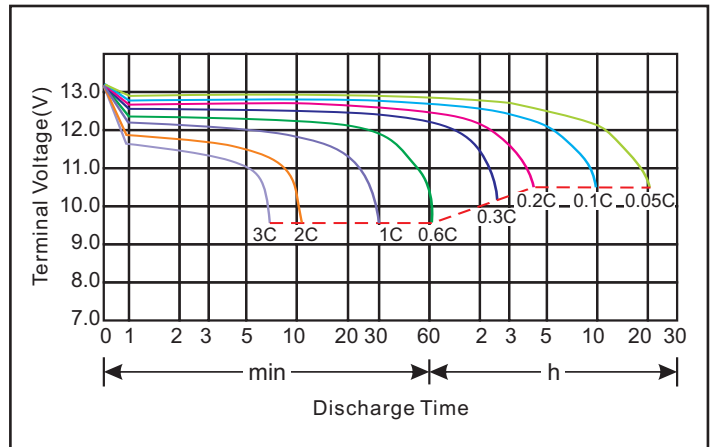
Parameter Chart:

Volts		12V	
Capacity(25°C)	20 hours rate (0.35A)	7Ah	
Discharge Current Testing (25°C)	20 I ₂₀ rate (7A,27min)	32min	
	60 I ₂₀ rate (21A,7min)	8min	
Internal Resistance	Full Charged Battery 25°C	28mΩ	
Capacity Affected By Temperature	40°C	104%	
	25°C	100%	
	0°C	83%	
	-15°C	65%	
Residual Capacity (25°C)	Capacity After 3 Months Storage	91%	
	Capacity After 6 Months Storage	82%	
	Capacity After 12 Months Storage	65%	
Charge (Constant Voltage)	Cycle (25°C)	Initial Charging Current Less Than 2.1A Voltage 14.5~14.9V	
	Float (25°C)	Charge Voltage 13.6~13.8V	
Weight±3%		2.09Kg	

Residual Capacity



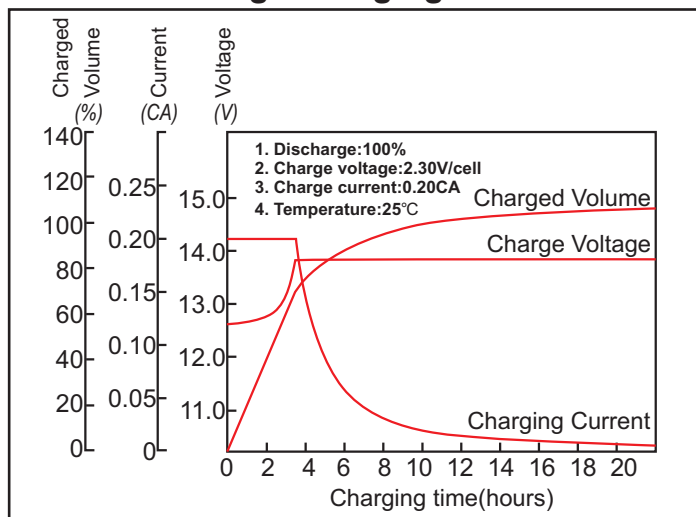
Discharge Current 25°C



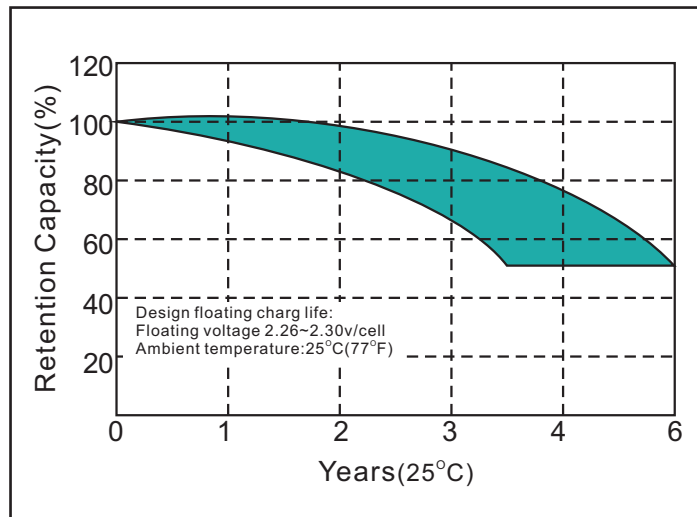
★The above are average and data obtained from the first 3 charge/discharge cycles. These are not minimum values.

MODEL: CB1280-F2 12V8AH

Constant voltage charging characteristics



Float Life



Constant Current Discharge Characteristics (A, 25°C)

F.V/Time	5min	10min	15min	20min	30min	1h	2h	3h	4h	5h	8h	10h	20h
9.60V	24.2	15.2	12.1	9.5	7.15	4.16	2.32	1.78	1.40	1.18	0.770	0.670	0.355
10.02V	22.1	14.4	11.5	9.1	7.00	3.98	2.27	1.76	1.38	1.17	0.762	0.664	0.353
10.20V	21.5	13.9	11.3	9.0	6.92	3.93	2.25	1.75	1.37	1.16	0.758	0.662	0.352
10.50V	19.6	12.5	10.8	8.6	6.75	3.82	2.23	1.73	1.35	1.14	0.749	0.656	0.350
10.80V	18.2	10.8	10.1	8.3	6.48	3.72	2.20	1.70	1.33	1.12	0.740	0.650	0.340

Constant Current Discharge Characteristics (Watt, 25°C)

F.V/Time	5min	10min	15min	20min	30min	1h	2h	3h	4h	5h	8h	10h	20h
9.60V	258.0	169.9	137.1	108.3	81.9	48.3	27.1	20.9	16.5	14.0	9.12	7.95	4.23
10.02V	236.5	161.3	130.5	103.7	80.2	46.2	26.6	20.7	16.3	13.8	9.02	7.88	4.20
10.20V	230.5	156.2	128.3	102.6	79.4	45.6	26.3	20.6	16.2	13.7	8.97	7.85	4.19
10.50V	212.1	140.6	122.7	98.0	77.6	44.4	26.1	20.3	15.9	13.5	8.87	7.78	4.16
10.80V	200.2	121.7	115.1	94.6	74.6	43.3	25.8	20.0	15.7	13.2	8.76	7.71	4.05

Capacity Factors With Different Temperature

Battery Type		-20°C	-10°C	0°C	5°C	10°C	20°C	25°C	30°C	40°C	45°C
Battery	12V	50%	70%	83%	85%	90%	98%	100%	102%	104%	105%

★The above are average and data obtained from the first 3 charge/discharge cycles. These are not minimum values.