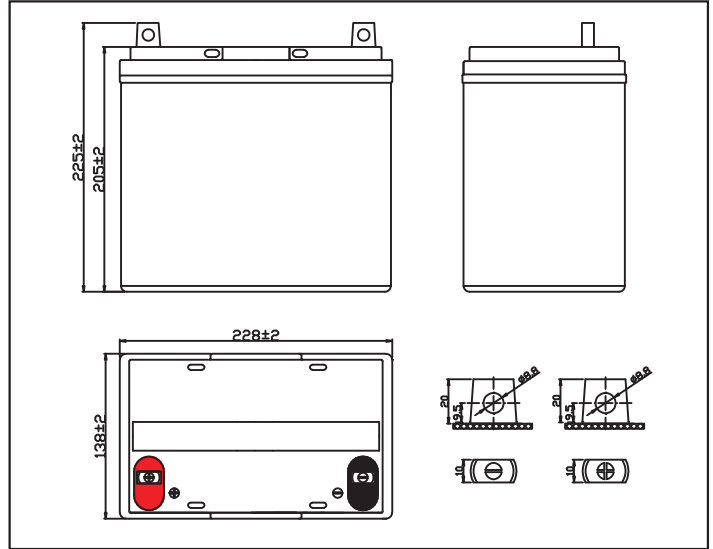


MODEL: CB12550-NB 12V55AH



Plane Chart:

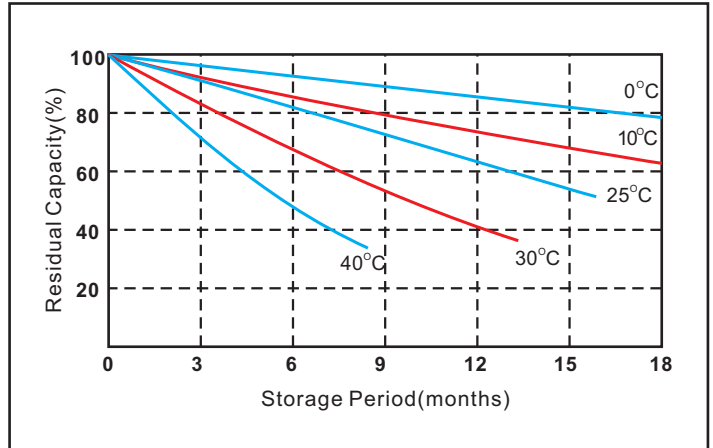
Unit:(mm) Terminal type:(B12)



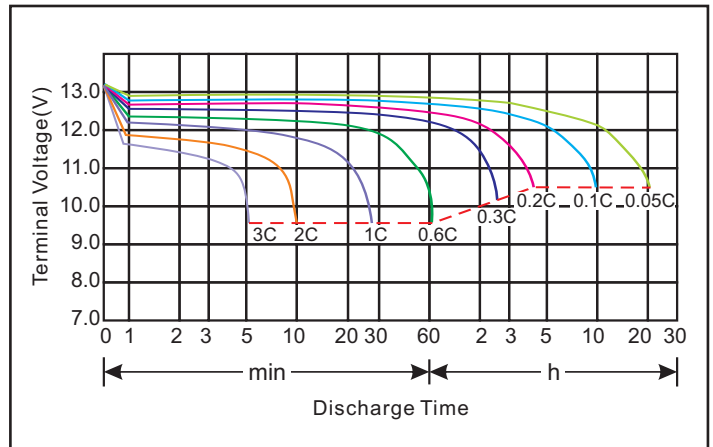
Parameter Chart:

Volts		12V	
Capacity(25°C)	20 hours rate (2.5A)	55Ah	
Discharge Current Testing (25°C)	20 I ₂₀ rate (50A)	28min	
	60 I ₂₀ rate (150A)	5min	
Internal Resistance	Full Charged Battery 25°C	13mΩ	
Capacity Affected By Temperature	40°C	104%	
	25°C	100%	
	0°C	83%	
	-15°C	65%	
Residual Capacity (25°C)	Capacity After 3 Months Storage	91%	
	Capacity After 6 Months Storage	82%	
	Capacity After 12 Months Storage	65%	
Charge (Constant Voltage)	Cycle (25°C)	Initial Charging Current Less Than 15A Voltage 14.5~14.9V	
	Float (25°C)	Charge Voltage 13.6~13.8V	
Weight±3%		15.6Kg	

Residual Capacity



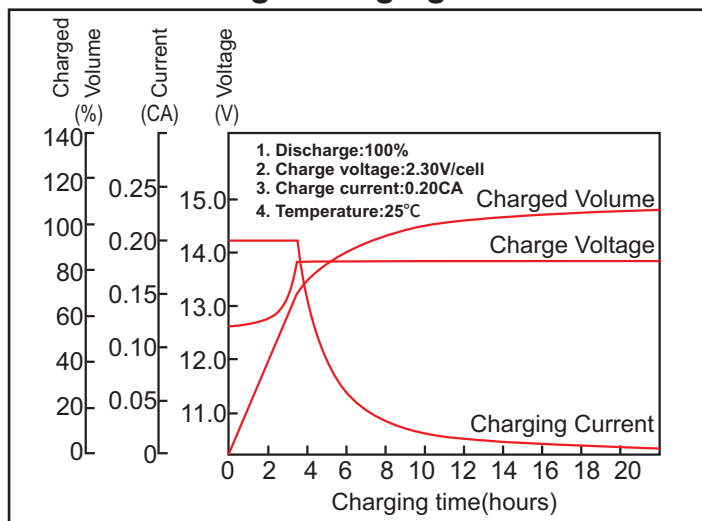
Discharge Current 25°C



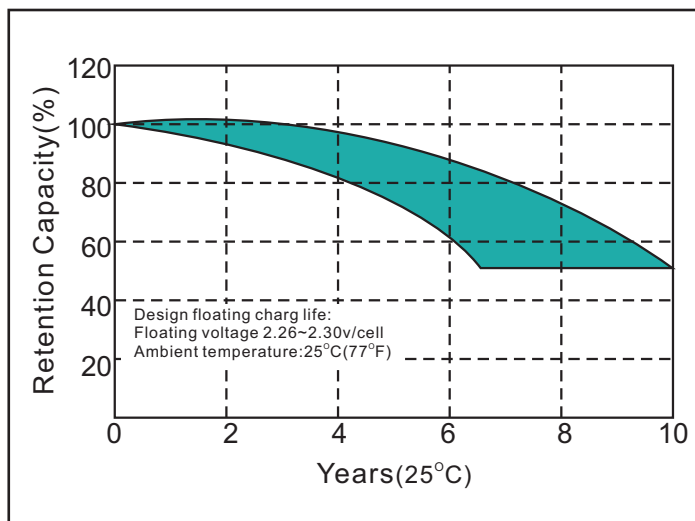
★The above are average and data obtained from the first 3 charge/discharge cycles. These are not minimum values.

MODEL: CB12550-NB 12V55AH

Constant voltage charging characteristics



Float Life



Constant Current Discharge Characteristics (A, 25°C)

F.V/Time	5min	10min	15min	20min	30min	1h	2h	3h	4h	5h	8h	10h	20h
9.60V	145.7	105.5	87.3	70.4	52.8	30.8	18.0	13.6	10.90	9.28	6.35	5.35	2.80
10.02V	138.2	100.5	83.8	68.6	51.3	29.7	17.8	13.4	10.75	9.17	6.26	5.30	2.75
10.20V	132.2	98.8	82.6	67.6	50.7	29.1	17.7	13.3	10.68	9.13	6.22	5.27	2.73
10.50V	123.5	93.6	79.2	64.9	49.5	28.5	17.5	13.1	10.57	9.01	6.14	5.21	2.70
10.80V	117.6	88.5	75.3	61.8	48.0	27.6	17.3	12.9	10.45	8.90	6.05	5.15	2.65

Constant Current Discharge Characteristics (Watt, 25°C)

F.V/Time	5min	10min	15min	20min	30min	1h	2h	3h	4h	5h	8h	10h	20h
9.60V	1532.2	1137.4	958.7	774.9	591.4	351.1	208.8	159.1	128.1	109.5	75.3	63.9	33.6
10.02V	1462.2	1082.2	921.8	756.4	574.6	338.6	206.5	156.8	126.3	108.2	74.2	63.3	33.0
10.20V	1406.4	1072.2	908.5	745.3	567.8	331.8	205.3	155.6	125.5	107.7	73.8	63.0	32.8
10.50V	1327.9	1018.2	871.8	716.1	554.4	324.9	203.0	153.3	124.2	106.3	72.8	62.3	32.4
10.80V	1294.1	977.3	829.8	682.8	537.6	314.6	200.7	150.9	122.8	105.0	71.8	61.5	31.8

Capacity Factors With Different Temperature

Battery Type		-20°C	-10°C	0°C	5°C	10°C	20°C	25°C	30°C	40°C	45°C
Battery	12V	50%	70%	83%	85%	90%	98%	100%	102%	104%	105%

★The above are average and data obtained from the first 3 charge/discharge cycles. These are not minimum values.