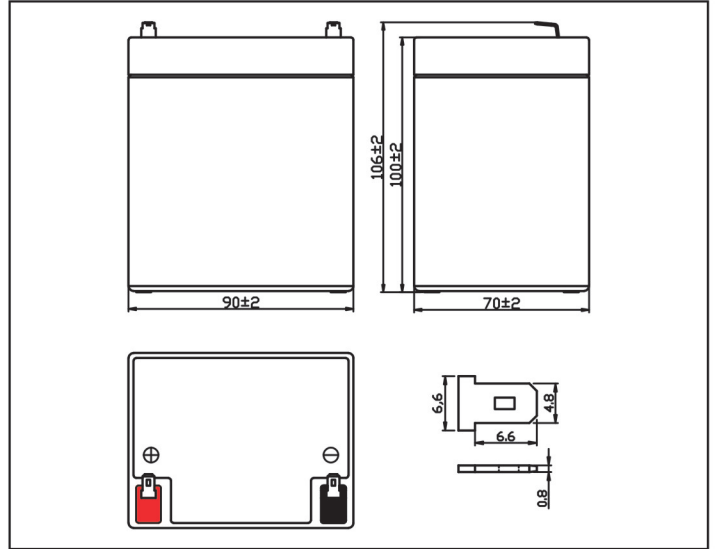


MODEL: CB1250-F1 12V5AH



Plane Chart:

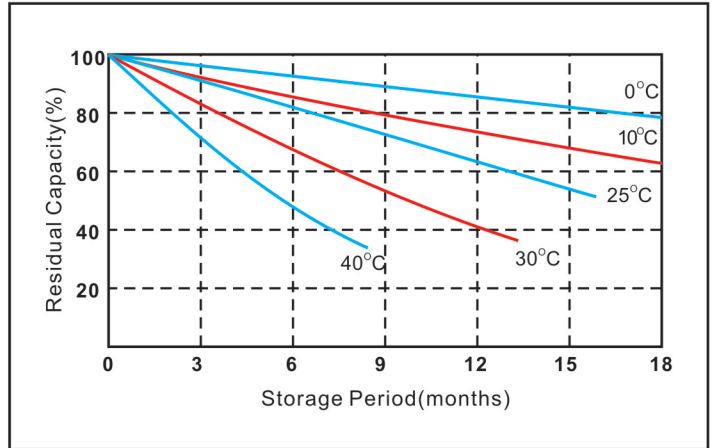
Unit:(mm) Terminal type:(F1)



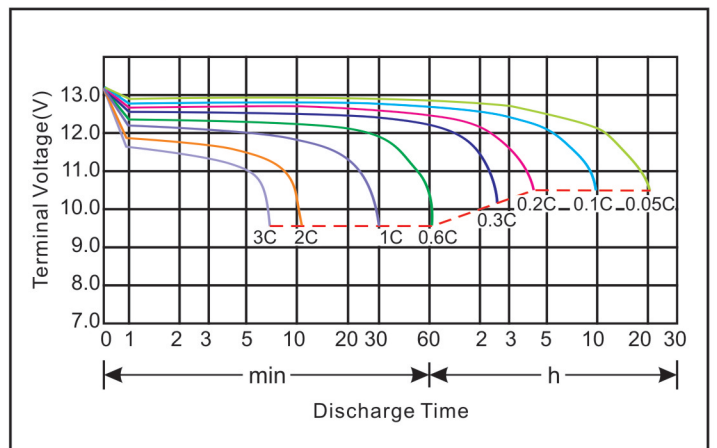
Parameter Chart:

Volts		12V	
Capacity(25°C)	20 hours rate (0.225A)	4.5Ah	
Discharge Current Testing (25°C)	20 I ₂₀ rate (4.5A,27min)	29min	
	60 I ₂₀ rate (13.5A,7min)	7min	
Internal Resistance	Full Charged Battery 25°C	42mΩ	
Capacity Affected By Temperature	40°C	104%	
	25°C	100%	
	0°C	83%	
	-15°C	65%	
Residual Capacity (25°C)	Capacity After 3 Months Storage	91%	
	Capacity After 6 Months Storage	82%	
	Capacity After 12 Months Storage	65%	
Charge (Constant Voltage)	Cycle (25°C)	Initial Charging Current Less Than 1.35A Voltage 14.5~14.9V	
	Float (25°C)	Charge Voltage 13.6~13.8V	
Weight±3%		1.38Kg	

Residual Capacity



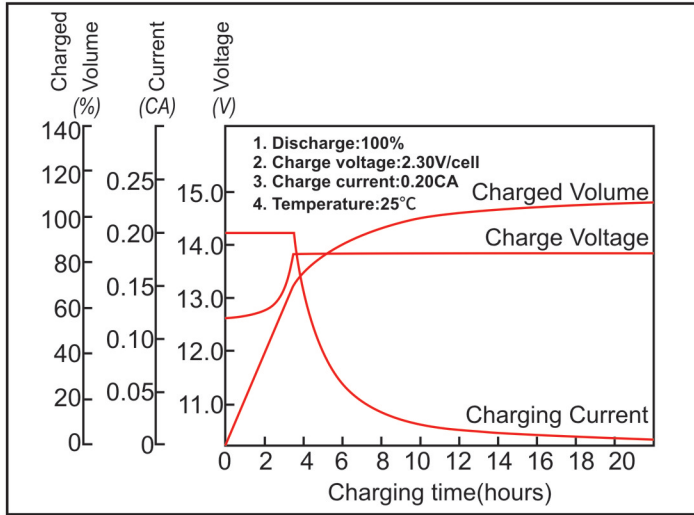
Discharge Current 25°C



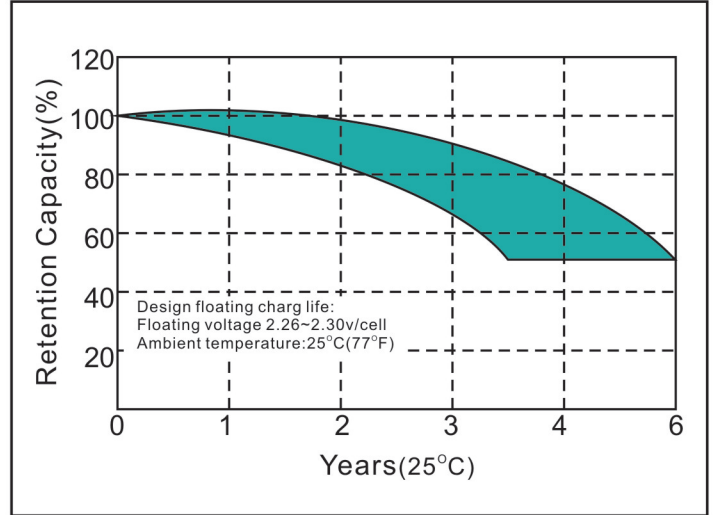
★The above are average and data obtained from the first 3 charge/discharge cycles. These are not minimum values.

MODEL: CB1250-F1 12V5AH

Constant voltage charging characteristics



Float Life



Constant Current Discharge Characteristics (A, 25°C)

F.V/Time	5min	10min	15min	20min	30min	1h	2h	3h	4h	5h	8h	10h	20h
9.60V	15.0	8.9	7.40	6.20	4.30	2.62	1.56	1.18	0.95	0.78	0.530	0.438	0.230
10.02V	14.2	8.6	7.30	6.03	4.17	2.54	1.52	1.15	0.94	0.77	0.520	0.430	0.228
10.20V	13.8	8.5	7.22	5.92	4.10	2.49	1.50	1.14	0.93	0.76	0.517	0.426	0.227
10.50V	13.0	8.3	7.10	5.75	4.00	2.43	1.46	1.12	0.92	0.75	0.508	0.420	0.225
10.80V	12.0	8.0	6.95	5.62	3.92	2.38	1.42	1.10	0.91	0.74	0.498	0.415	0.220

Constant Current Discharge Characteristics (Watt, 25°C)

F.V/Time	5min	10min	15min	20min	30min	1h	2h	3h	4h	5h	8h	10h	20h
9.60V	157.5	96.1	0.0	69.1	49.0	30.13	18.17	13.87	11.06	9.20	6.30	5.21	2.75
10.02V	150.5	93.3	0.0	67.2	47.5	29.21	17.71	13.51	11.94	9.09	6.18	5.12	2.73
10.20V	148.4	92.7	0.0	66.0	46.7	28.64	17.48	13.40	10.83	8.97	6.14	5.07	2.71
10.50V	141.1	90.9	0.0	64.1	45.6	27.95	17.01	13.16	10.71	8.85	6.04	5.00	2.69
10.80V	132.0	88.4	0.0	62.7	44.7	27.37	16.54	12.91	10.59	8.73	5.92	4.94	2.63

Capacity Factors With Different Temperature

Battery Type		-20°C	-10°C	0°C	5°C	10°C	20°C	25°C	30°C	40°C	45°C
Battery	12V	50%	70%	83%	85%	90%	98%	100%	102%	104%	105%

★The above are average and data obtained from the first 3 charge/discharge cycles. These are not minimum values.